

ROTOTEC

the power of flow

Fristam PE

The turbo intake for large volumes of powder.



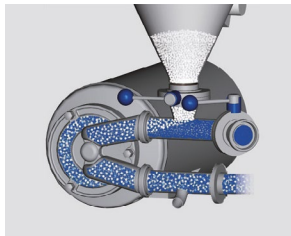
Fristam
PUMPS

Fristam PE powder intake

For fast, continuous and powerful intake of soluble powders. With its compact design the Fristam PE can be easily incorporated into an existing production line or used as a stand alone, portable mixing station. The waist height powder hopper eliminates many health and safety risks.

POWERFUL INTAKE

The Fristam PE is designed to be a universal powder-intake station. Its design allows for the especially fast intake of large volumes of easily soluble powder in liquids.



SIGNIFICANT ADVANTAGES

The PE's design principle of forced passage ensures that all of the powder is quickly blended with the liquid medium.

With the Fristam PE you can achieve significant time and raw material savings compared to conventional methods of dissolving substances in large tanks or chambers using mixers.

The ergonomic working height eliminates health and safety risks brought on by having to add the powder to tanks from above: No more climbing ladders with heavy powder bags.

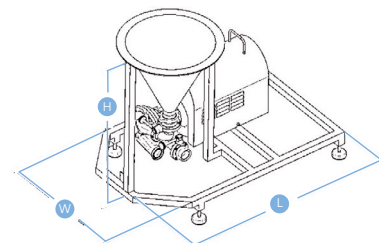
PRACTICAL TESTING

Fristam are happy to loan you the PE to use in your system for a trial period free of charge. We'll help you with the initial set-up and be present during the commissioning of your own unit.

Our experienced regional engineers are happy to help at any time and can answer your questions concerning technical processes, throughout the lifecycle of your unit.


THE FRISTAM PE AT A GLANCE

- fast intake of large amounts of powder
- significant savings of time and raw material
- ergonomic working height



	Self-priming side-channel pump 1,450 rpm – 50 Hz		Max. powder intake capacity [kg/h]		Recommended min. Ø of system pipe [mm]
	Pump model	Output [kW]	Granulated sugar	Milk or protein powder	
PE 01	FZ 15	3 – 4	400	350	40
PE 02	FZ 17	4 – 5.5	1,500	1,200	50
PE 03	FZ 20	5.5 – 7.5	3,000	2,800	65
PE 04	FZ 22	11 – 15	4,000	3,800	80
PE 05	FZ 25	15 – 18.5	8,000	6,500	125

Dimensions [mm]		
Length	Width	Height
1,150	700	1,050
1,100	800	1,050
1,300	800	1,070
1,400	800	1,200
1,400	900	1,150



Rototec AG
Luzernstrasse 224c
3078 Richigen

info@rototec.ch
+41 31 838 40 00
www.rototec.ch

ROTOTEC

the power of flow